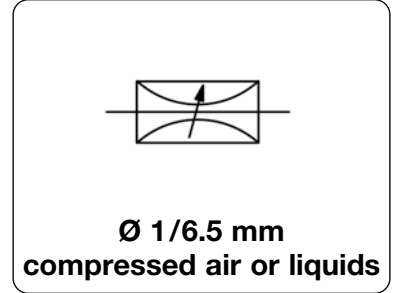




<b>Description</b>	The modular, compact micro needle valve is for fine-flow adjustment of gases and liquids. It consists of an inner valve and body with straight or angle connector. The valve is free from oil and grease.	
<b>Media</b>	5 µm filtered compressed air, non-corrosive gases or liquids	
<b>Operating pressure</b>	vacuum up to positive pressure of max. 40 bar	
<b>Adjustment</b>	The micro valve has a 15-turn spindle to fully open from a closed condition. It operates with virtually no hysteresis and closes clockwise or optionally counterclockwise. The valve needle is non-rotating and thus provides a stable adjustment.	
<b>Panel mounting</b>	borehole 15 mm,	mounting through two screws M4x10
<b>Temperature range</b>	-40 °C to 100 °C / -40 °F to 212 °F	
<b>Material</b>	Body: anodized aluminium, optionally stainless steel Inner valve: nickel-plated brass, optionally stainless steel	Elastomer: FKM, optionally EPDM Knob: plastic



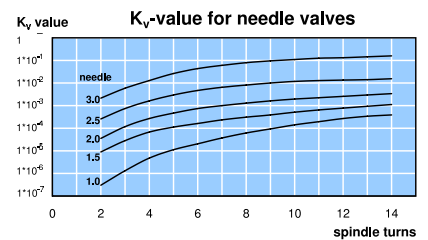
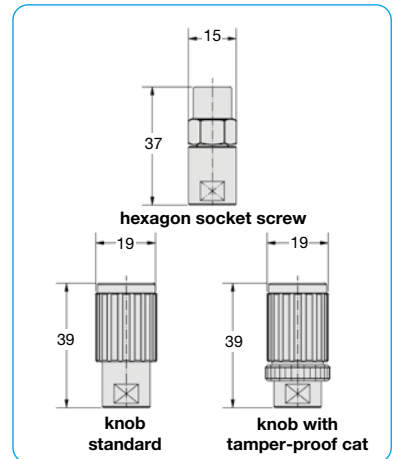
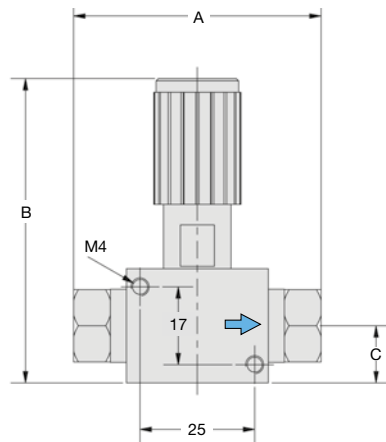
Dimensions			Needle size mm	K <sub>v</sub> -value (m³/h)	Flow rate		Connection thread G	Order number
A	B	C			water l/min*2	air l/min*1		
mm	mm	mm	mm	(m³/h)	l/min*2	l/min*1	G	

Precision needle valve					with straight pass, right-hand closing, with knob, aluminium/brass/FKM, supply: max. 40 bar			VR	
54	64	10	1.0	0.0007	0 ... 0.01	0 ... 0.3	G¼	<b>VR6-02A</b>	
			1.5	0.005	0 ... 0.10	0 ... 2.5		<b>VR6-02B</b>	
			2.0	0.01	0 ... 0.15	0 ... 7.0		<b>VR6-02C</b>	
			2.5	0.04	0 ... 0.60	0 ... 17		<b>VR6-02D</b>	
			3.0	0.10	0 ... 2.30	0 ... 60		<b>VR6-02E</b>	
62	80	17.5	4.0	0.58	0 ... 8.00	0 ... 250	G½	<b>VR6-04A</b>	
			6.5	1.00	0 ... 16	0 ... 425		<b>VR6-04B</b>	



### Special options, add the appropriate letter

<b>stainless steel body</b>	body and valve made of stainless steel 316	for G¼	<b>VR6-02.S</b>
<b>EPDM elastomer</b>	SST body only	for G¼	<b>VR6-02.SE</b>
<b>FFKM elastomer</b>	SST body only	for G¼	<b>VR6-02.SX29</b>
<b>amper-proof cap</b>	on valve with knob, standard		<b>VR6-02.T</b>
<b>hexagon socket screw</b>	and locknut		<b>VR6-02.I</b>



\*1 at 1 bar operating pressure and open outlet  
\*2 at 1 bar pressure difference

\* Product group

PDF CAD  
www.aircom.net



Order example:  
**VR6-02A**